





Appendix A2 – Static Risk Report Q3 2023-2024 as at December 2023 Corporate Risk Register

Threat Risks – Static Risk Summary

Risk	Q4 Rating (22/23)	Q4 Matrix (22/23)	Q1 Rating (23/24)	Q1 Matrix (23/24)	Q2 Rating (23/24)	Q2 Matrix (23/24)	Q3 Rating (23/24)	Q3 Matrix (23/24)
CRR55 - Children placed in unregistered provision may be at risk	N/A	N/A	28 ↓	 Likelihood Impact	28	 Likelihood Impact	28	 Likelihood Impact
CRR9 - Possible Failure of Safeguarding Vulnerable Children	21 ▬	 Likelihood Impact	21 ▬	 Likelihood Impact	21 ▬	 Likelihood Impact	21 ▬	 Likelihood Impact
CRR10 - Safeguarding Adults may be at Risk with Care and support needs.	15 ▬	 Likelihood Impact	21 ↓	 Likelihood Impact	21 ▬	 Likelihood Impact	21 ▬	 Likelihood Impact
CRR15 – Possible In-Year Financial Deficit	28 ↓	 Likelihood Impact	21 ↑	 Likelihood Impact	21 ▬	 Likelihood Impact	21 ▬	 Likelihood Impact
CRR48 - We may not be able to meet the affordable housing needs of the City by failing to meet the Project 1000 Delivery targets.	21 ▬	 Likelihood Impact	21 ▬	 Likelihood Impact	21 ▬	 Likelihood Impact	21 ▬	 Likelihood Impact
CRR51 - ASC may be financial unsustainable due to national and local pressures leads to a failure to deliver statutory duties and budgetary control	21 ▬	 Likelihood Impact	21 ▬	 Likelihood Impact	21 ▬	 Likelihood Impact	21 ▬	 Likelihood Impact
CRR52 - Potential failure to manage and evidence building safety obligations in HRA stock	21 ▬	 Likelihood Impact	21 ▬	 Likelihood Impact	21 ▬	 Likelihood Impact	21 ▬	 Likelihood Impact
CRR7 - Potential Cyber Security Issues	20 ▬	 Likelihood Impact	20 ▬	 Likelihood Impact	20 ▬	 Likelihood Impact	20 ▬	 Likelihood Impact
CRR25 - Possible Suitability of Line of Business (LOB) Systems Issues	20 ▬	 Likelihood Impact	20 ▬	 Likelihood Impact	20 ▬	 Likelihood Impact	20 ▬	 Likelihood Impact

Appendix A2 – Static Risk Report Q3 2023-2024 as at December 2023 Corporate Risk Register

Risk	Q4 Rating (22/23)	Q4 Matrix (22/23)	Q1 Rating (23/24)	Q1 Matrix (23/24)	Q2 Rating (23/24)	Q2 Matrix (23/24)	Q3 Rating (23/24)	Q3 Matrix (23/24)
CRR37 – Homelessness and the subsequent cost of providing suitable affordable accommodation may affect long-term outcomes	20 	 Likelihood Impact	20 	 Likelihood Impact	20 	 Likelihood Impact	20 	 Likelihood Impact
CRR40 - Potential Threat of Unplanned Investment in Subsidiary Companies	20 	 Likelihood Impact	20 	 Likelihood Impact	20 	 Likelihood Impact	20 	 Likelihood Impact
CRR43 - Lack of progress for Mass Transit may have on Impact on the city	20 	 Likelihood Impact	20 	 Likelihood Impact	20 	 Likelihood Impact	20 	 Likelihood Impact
CRR45 - Potential failure to deliver statutory duty in respect of Children	20 	 Likelihood Impact	20 	 Likelihood Impact	20 	 Likelihood Impact	20 	 Likelihood Impact
CRR53 - Increased social worker and occupational therapists vacancies and sickness rates may result in vulnerable adults care being comprised.	20 	 Likelihood Impact	20 	 Likelihood Impact	20 	 Likelihood Impact	20 	 Likelihood Impact
CRR57 – Possible procurement breaches and compliance with procurement rules & legislation	15 	 Likelihood Impact	20 	 Likelihood Impact	20 	 Likelihood Impact	20 	 Likelihood Impact
CRR18 - Possible failure to deliver enough new homes to meet Mayoral and Annual Business Plan targets.	10 	 Likelihood Impact	15 	 Likelihood Impact	15 	 Likelihood Impact	15 	 Likelihood Impact
CRR27 – We may fail to Deliver the Capital Transport Programme	15 	 Likelihood Impact	15 	 Likelihood Impact	15 	 Likelihood Impact	15 	 Likelihood Impact
CRR26 - ICT Resilience May Not Be Effective	14 	 Likelihood Impact	14 	 Likelihood Impact	14 	 Likelihood Impact	14 	 Likelihood Impact

Appendix A2 – Static Risk Report Q3 2023-2024 as at December 2023 Corporate Risk Register

Risk	Q4 Rating (22/23)	Q4 Matrix (22/23)	Q1 Rating (23/24)	Q1 Matrix (23/24)	Q2 Rating (23/24)	Q2 Matrix (23/24)	Q3 Rating (23/24)	Q3 Matrix (23/24)
CRR29 - Information Security Management System (ISMS) May Not Be Effective	10 		10 		10 		10 	
CRR39 - Adult and Social Care major provider/supplier may fail to deliver as expected	15 		15 		15 		9 	
CRR6 - Potential threat of Fraud and Corruption	15 		15 		15 		6 	

External and Civil Contingency Risks – Static Risk Summary

Risk	Q4 Rating (22/23)	Q4 Matrix (22/23)	Q1 Rating (23/24)	Q1 Matrix (23/24)	Q2 Rating (23/24)	Q2 Matrix (23/24)	Q3 Rating (23/24)	Q3 Matrix (23/24)
BCCC1 – Flooding May Impact Public Safety	15 		15 		15 		15 	
BCCC5 - Cost of Living Crisis may have major impact on Citizens and Communities	28 		12 		12 		12 	

Opportunity Risk Static Risk Summary

Risk	Q4 Rating (22/23)	Q4 Matrix (22/23)	Q1 Rating (23/24)	Q1 Matrix (23/24)	Q2 Rating (23/24)	Q2 Matrix (23/24)	Q3 Rating (23/24)	Q3 Matrix (23/24)
OPP01 - Possible Impact of One City Approach	21 		14 		14 		14 	

Appendix A2 – Static Risk Report Q3 2023-2024 as at December 2023 Corporate Risk Register

Static Risk Definition: A Corporate Risk where the score has not changed for three consecutive quarters.

Legend

Code	Description	Number of Risks
Remained Static.	Was static in Q2 23/24 and remains static in Q3 i.e. four consecutive quarters.	17
Became Static in Q3	Became static in Q3 23/24 by the score remaining the same in Q3.	5
Mitigated in Q3	Was static in Q2 23/24 but the risk was mitigated, and the score reduced during Q3.	2
	Total	24